



WHAT TO EXPECT DURING THE TRAINING

# AVANT Advance

Teachers log into the Advance website and they progress through the training with ease.

A screenshot of a login form on a light blue background. The form is a white box with a thin grey border. At the top, the word "LOGIN" is written in orange. Below it, the text "Please login with provided credentials" is in a smaller, grey font. There are two input fields: one for "USERNAME" and one for "PASSWORD", both with white backgrounds and grey borders. At the bottom of the form is a dark blue button with the word "LOGIN" in white capital letters.

# Advance Dashboard

Teachers progress through a series of Modules which contain video trainings as well as a level specific Practice Test. Teachers can progress through the modules at their own pace.

The screenshot displays the Avant ADVANCE Dashboard. At the top left is the Avant ADVANCE logo, and at the top right is a LOGOUT button. The main heading is "Dashboard", and there is a "SELECT LANGUAGE" dropdown menu set to "German". The dashboard features six module cards arranged in a 2x3 grid:

- Module 1** (Introduction): Shows "Completed" with a checkmark and a "TRAINING" button.
- Module 2** (NR and L1): Shows "Completed" with a checkmark and buttons for "TRAINING" and "TAKE TEST".
- Module 3** (L2 and L3): Shows "Completed" with a checkmark and buttons for "TRAINING" and "TAKE TEST".
- Module 4** (L4 and L5): Shows "Completed" with a checkmark and buttons for "TRAINING" and "TAKE TEST".
- Module 5** (L6, L7, and L8): Shows "Completed" with a checkmark and buttons for "TRAINING" and "TAKE TEST".
- Module 6** (Exceptions): Shows "Completed" with a checkmark and buttons for "TRAINING" and "TAKE TEST".

At the bottom center, it says "Designed and Developed By Avant".

# Module View

Each Module contains a number of training videos which delve into the specifics of each level.

The screenshot displays the Avant ADVANCE training module interface. At the top left is the Avant ADVANCE logo. On the top right, there are links for 'DASHBOARD' and 'LOGOUT'. Below the logo, a sidebar contains three items: '1 100007384' (highlighted), '2 100007385', and '3 100007386'. A blue header bar above the video player displays 'ITEM ID 100007384'. The video player itself shows the title 'AVANT ADVANCE TRAINING MODULE 2' and subtitle 'INTRO, NON-RATABLE & LEVEL 1'. The video player controls at the bottom show a play button, a progress bar at 00:00, a volume icon, and a full screen icon.

# Module Practice Test

After all training videos for that Module are viewed, a teacher can then enter into the Module Practice Test. They are given immediate feedback each time they submit a score


**Avant ADVANCE** DASHBOARD **LOGOUT**

ITEM ID 1000007388

1 1000007387	14 1000007400
2 1000007388	15 1000007401
3 1000007389	16 1000007402
4 1000007390	17 1000007403
5 1000007391	18 1000007404
6 1000007392	19 1000007405
7 1000007393	20 1000007406
8 1000007394	21 1000007407
9 1000007395	22 1000007408
10 1000007396	23 1000007409
11 1000007397	24 1000007410
12 1000007398	25 1000007411
13 1000007399	

You get an email from a friend who is from Germany. Your friend is very excited because his family is moving to your area. He wants to find out as much as he can about where you live; the schools, the best shopping areas, points of interest, fun things to do, etc. Be as detailed as possible in your explanation, descriptions and questions.

**Response:**  
germany hast seir güne. germany ist seir alt und groß.



**You are correct!**  
The correct answer is **L1-Words**.  
You selected L1-Words.

**Comment**  
**LEVEL 1 – WORDS (Novice Low)**

**BASE REQUIREMENT:**  
At least 2 significant words in target language... there is no grammatical connection to a verb throughout response.  
*(Must fulfill Base Requirements to be scored WORDS– below are other indicators of a Level 1 response)*

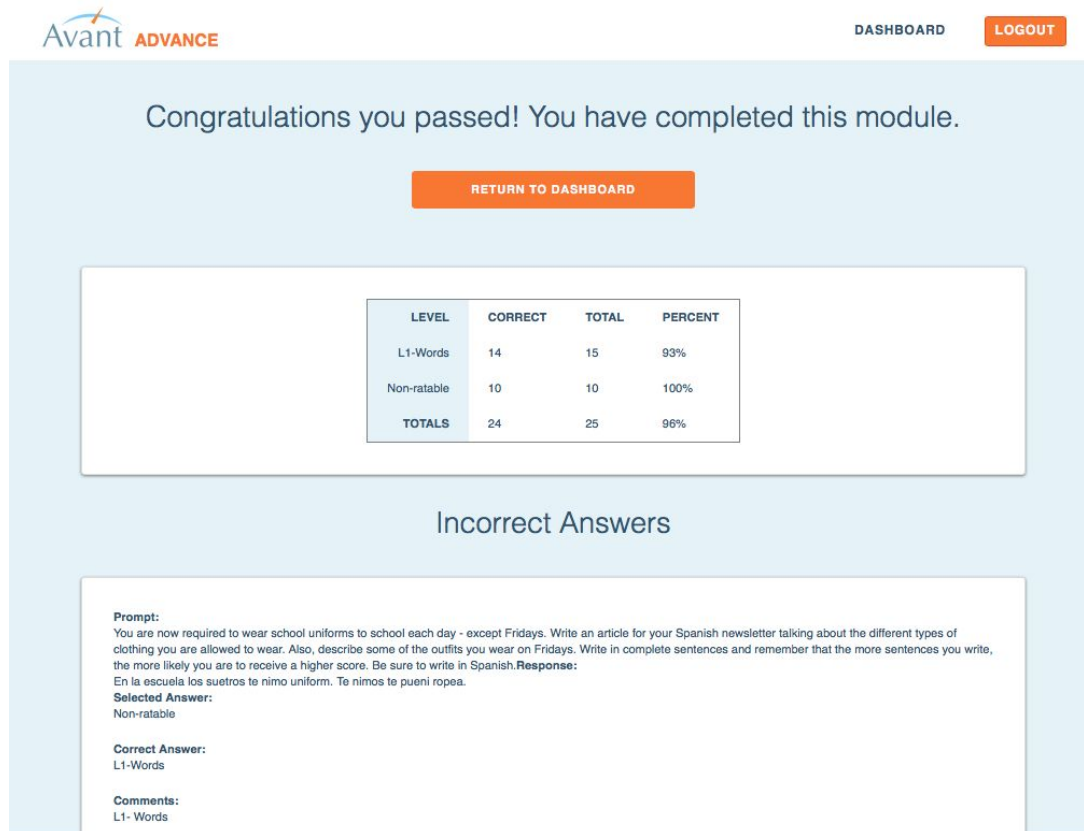
**LEVEL INDICATORS (after fulfilling base requirement):**

- May have a number of words intermixed with gibberish or English.
- Cognates and Brand names cannot fulfill the Base Requirement of 2 significant words, but may be accepted as part of the response.
- Articles, compounds, pronouns etc. can be used with a more solid word (example MY BOOK)

Designed and Developed By **Avant**

# Accuracy Required...

Teachers must pass a Module Practice Test with 90% accuracy before being allowed access to the next Training Module.



The screenshot shows the Avant ADVANCE dashboard. At the top left is the Avant ADVANCE logo. At the top right are links for DASHBOARD and LOGOUT. The main content area displays a congratulatory message: "Congratulations you passed! You have completed this module." Below this is a "RETURN TO DASHBOARD" button. A table shows the test results for L1-Words and Non-ratable items, with a total score of 96%. Below the table is a section for "Incorrect Answers" which includes a prompt, a selected answer, a correct answer, and comments.

Avant ADVANCE

DASHBOARD LOGOUT

Congratulations you passed! You have completed this module.

RETURN TO DASHBOARD

LEVEL	CORRECT	TOTAL	PERCENT
L1-Words	14	15	93%
Non-ratable	10	10	100%
<b>TOTALS</b>	<b>24</b>	<b>25</b>	<b>96%</b>

Incorrect Answers

**Prompt:**  
You are now required to wear school uniforms to school each day - except Fridays. Write an article for your Spanish newsletter talking about the different types of clothing you are allowed to wear. Also, describe some of the outfits you wear on Fridays. Write in complete sentences and remember that the more sentences you write, the more likely you are to receive a higher score. Be sure to write in Spanish.**Response:**  
En la escuela los suetros te nimo uniform. Te nimos te pueni ropea.

**Selected Answer:**  
Non-ratable

**Correct Answer:**  
L1-Words

**Comments:**  
L1- Words

# Access to multiple levels in Practice Test

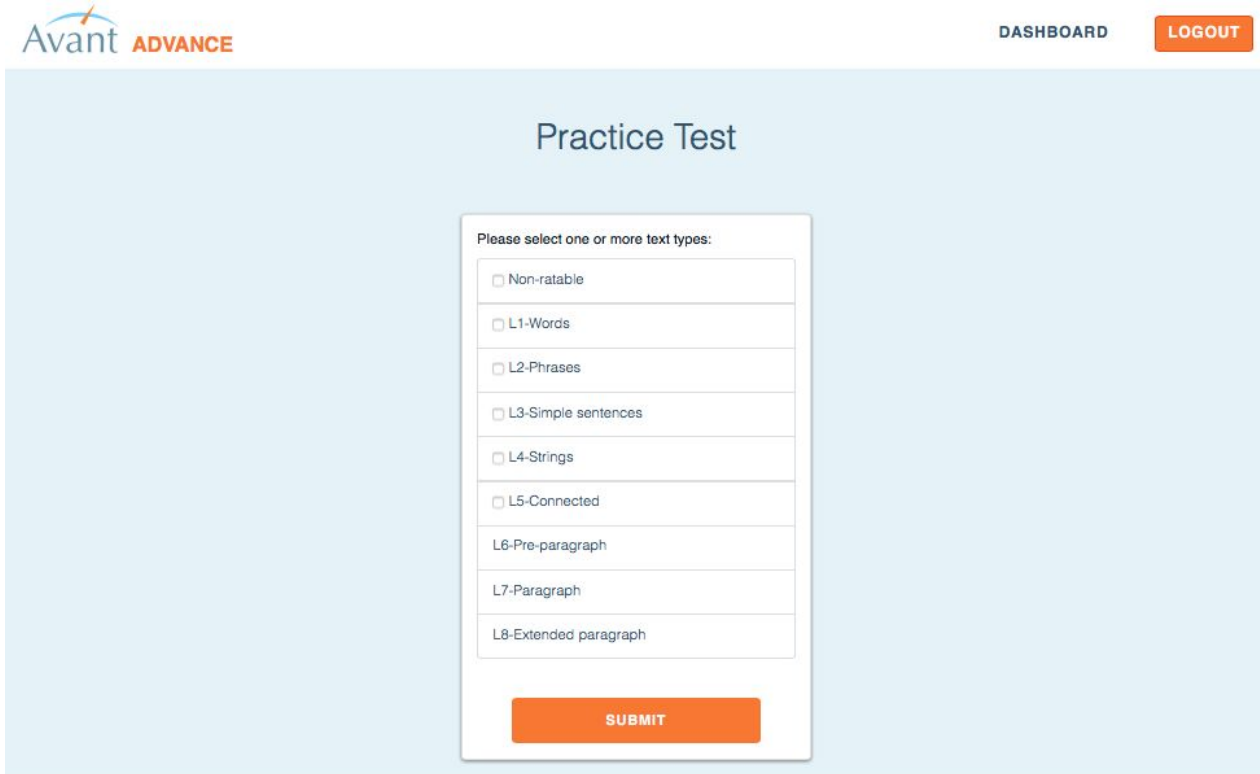
After passing a Module Practice Test with 90% accuracy, the teacher can access a general Practice Test (at bottom of Dashboard page). This will allow them to take multiple practice tests.

The screenshot displays the Avant ADVANCE Dashboard. At the top left is the Avant ADVANCE logo, and at the top right is a LOGOUT button. Below the logo is a 'SELECT LANGUAGE' dropdown menu currently set to 'Spanish'. The dashboard is titled 'Dashboard' and features a grid of six module cards (Module 1 to Module 6) and three main sections at the bottom. Each module card shows a 'Completed' status with a checkmark and two buttons: 'TRAINING' and 'TAKE TEST'. The 'Practice Test' section at the bottom has a 'TAKE TEST' button. The 'Certification Test' section has a 'TAKE TEST' button and a 'Completed' status with a checkmark.

Module	Content	Completed	Buttons
Module 1	Introduction	Completed	TRAINING, TAKE TEST
Module 2	NR and L1	Completed	TRAINING, TAKE TEST
Module 3	L2 and L3	Completed	TRAINING, TAKE TEST
Module 4	L4 and L5	Completed	TRAINING, TAKE TEST
Module 5	L6, L7, and L8	Completed	TRAINING, TAKE TEST
Module 6	Exceptions	Completed	TRAINING, TAKE TEST
Documentation			DOCUMENTATION
Practice Test			TAKE TEST
Certification Test		Completed	TAKE TEST

# Advance Dashboard

Teachers can access customizable Practice Tests throughout the year to fine-tune their understanding of levels on a consistent basis.



The screenshot shows the 'Practice Test' interface on the 'Advance Dashboard'. At the top left is the 'Avant ADVANCE' logo. At the top right are 'DASHBOARD' and 'LOGOUT' buttons. The main content area is titled 'Practice Test' and contains a form with the instruction 'Please select one or more text types:'. The form lists eight options, each with a checkbox: 'Non-ratable', 'L1-Words', 'L2-Phrases', 'L3-Simple sentences', 'L4-Strings', 'L5-Connected', 'L6-Pre-paragraph', 'L7-Paragraph', and 'L8-Extended paragraph'. A 'SUBMIT' button is located at the bottom of the form.

Avant ADVANCE

DASHBOARD LOGOUT

## Practice Test

Please select one or more text types:

- Non-ratable
- L1-Words
- L2-Phrases
- L3-Simple sentences
- L4-Strings
- L5-Connected
- L6-Pre-paragraph
- L7-Paragraph
- L8-Extended paragraph

SUBMIT